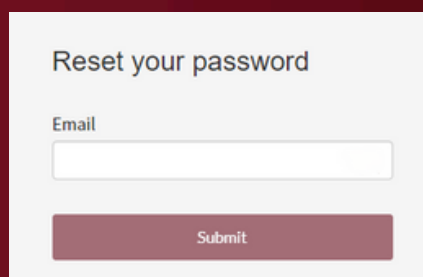


TOASTMASTERS INTERNATIONAL WEBSITE RESOURCES

1

SIGN IN


Add member number or email address, leave password blank and hit “First time logging in? [Click here!](#)”



2

GO TO BASE CAMP

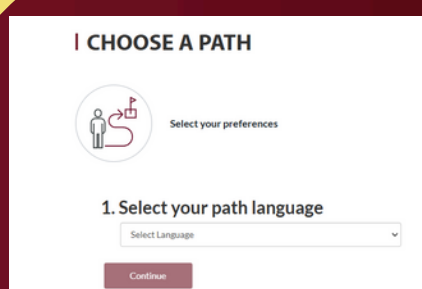
- Under “Welcome, name” at the top center of the screen select “[My Home](#)”.
- Then “Go to [Basecamp](#)”.



3

SELECTING A PATH

- On home page select Learning Hub
- Click on Choose Path
- Select your preferences
- Select language
- Select a path
- Launch your Pathway



[Base Camp User Guide](#)

PDF

4

ACCESSING YOUR PATH

- Go to [Basecamp](#)
- Read through all the materials in your project
- Take the before assessment
- Schedule your speech with VP ED
- Present your speech
- You must take the after assessment to have your project registered as completed



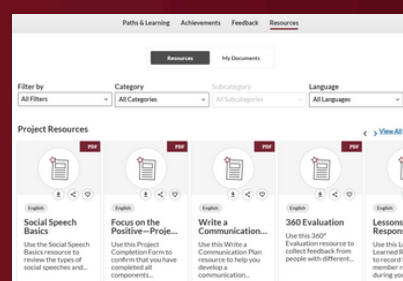
Watch a tutorial



5

FIND EVALUATION FORM

- Find an [evaluation form](#)
- Send it to your evaluator or print it
- Upload it after your presentation to [My Documents](#)



Watch a tutorial

